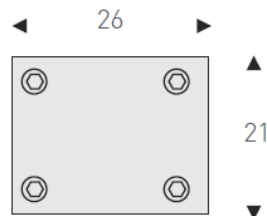



Super Compact Wall Washer



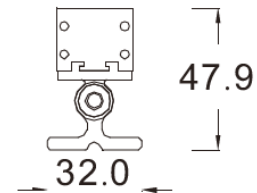
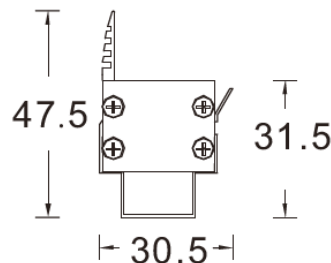
IP44



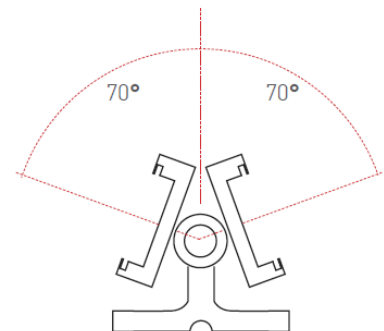
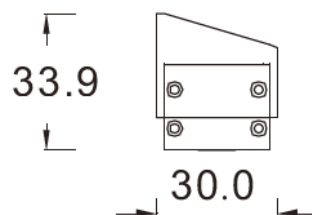
Adjustable mounting bracket



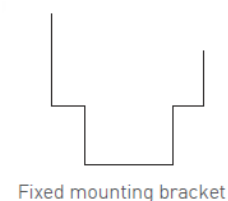
Anti glare shield



Anti glare louvre



TecLed's Super Compact Designer wall washer offers the slimmest most compact niche lighting solution. Available in lengths of 300mm, 500mm and 1000mm. Housing colours: Black.



Fixed mounting bracket

SPECIFICATIONS									
Code	Colour Temp (K)	Watts	Lumens	No. of chips	Beam angle	Length	Voltage	IP	Chip
TLDESSCOM300	2000, 2500, 2700, 3000, 4000	5	500	10	30°, 15 x 35°	300	DC24V	44	OSRAM
TLDESSCOM500	2000, 2500, 2700, 3000, 4000	9	900	18	30°, 15 x 35°	500	DC24V	44	OSRAM
TLDESSCOM1000	2000, 2500, 2700, 3000, 4000	18	1800	36	30°, 15 x 35°	1000	DC24V	44	OSRAM